

Martin County

Highlights from the 2023 NCACC Map Book



Demographics

2023 population	21,291
Population loss since 2013	(2,123)
Percentage decrease since 2013	-9%

2023 Population Facts	County	NC	Rank ¹
Median Age	47.2	39.8	15
Population Under 18	20%	21%	50
Population Age 65+	27%	18%	17
Veterans	7%	6%	35



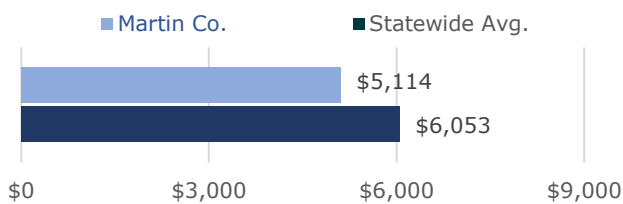
Health & Wellbeing

37%	12%	14%
of residents are covered by Medicaid.	of residents under 65 are uninsured.	of households are food insecure.
9	116	
residents died from reported overdose in 2021.	residents served in 2021 via LME/MCO Opioid Use treatment programs (uninsured & Medicaid only).	

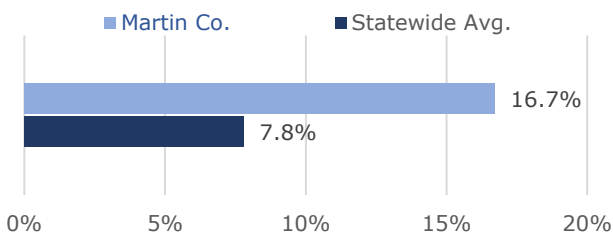


Education

Average Teacher Salary Supplement, 2022-23



Share of Students in Charter Schools, 2021-22



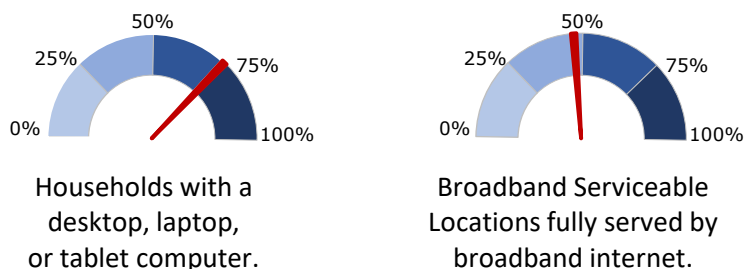
Economy & Taxes

Income & Jobs	County	NC	Rank ¹
Average Weekly Wage	\$698	\$1,215	99
Per Capita Income	\$43,176	\$56,173	87
Children in Poverty	31%	18%	86
May 2023 Unemployment	4.3%	3.4%	81
Employed residents whose job is within the county	53%	72%	72

Local Taxes	County	NC	Rank ¹
Property Tax Rate, FY23-24	0.8100	0.6257	84
Taxable property per capita in \$1,000s, FY 22-23	\$96.6	\$136.3	71
Property tax levy per capita	\$782	\$854	52
Sales tax rate (state + local)	7.00%	—	—



Broadband Access



To support counties in addressing North Carolinians' broadband needs, the NCACC released the Connecting Counties playbook, an online resource developed by the Connecting Counties Task Force under the leadership of NCACC President Tracey Johnson.

To access the playbook, use this QR code or visit <https://www.ncacc.org/connecting-counties>.

(1) A rank of 1 indicates the "best" or preferred value for each measure (i.e., the highest income, the lowest unemployment rate). For full notes, explanations of each indicator, and sources, or to download the Map Book or this fact sheet, visit www.ncacc.org/mapbook.