

Johnston County

Highlights from the 2023 NCACC Map Book



Demographics

2023 population	242,959
New residents since 2013	64,999
Percentage increase since 2013	37%

2023 Population Facts	County	NC	Rank ¹
Median Age	39.4	39.8	78
Population Under 18	22%	21%	20
Population Age 65+	14%	18%	94
Veterans	5%	6%	93



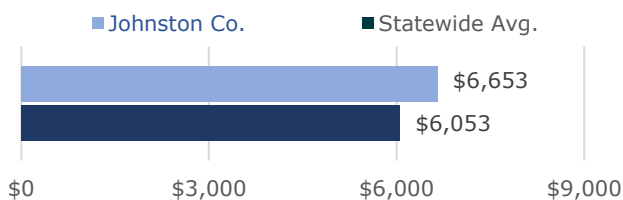
Health & Wellbeing

26%	13%	11%
of residents are covered by Medicaid.	of residents under 65 are uninsured.	of households are food insecure.
74	760	
residents died from reported overdose in 2021.	residents served in 2021 via LME/MCO Opioid Use treatment programs (uninsured & Medicaid only).	

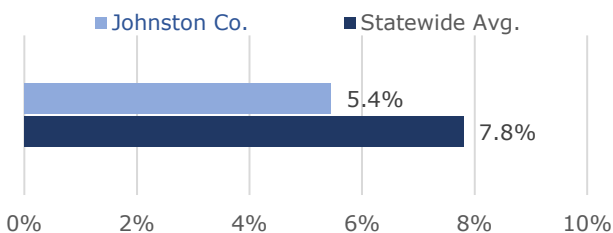


Education

Average Teacher Salary Supplement, 2022-23



Share of Students in Charter Schools, 2021-22



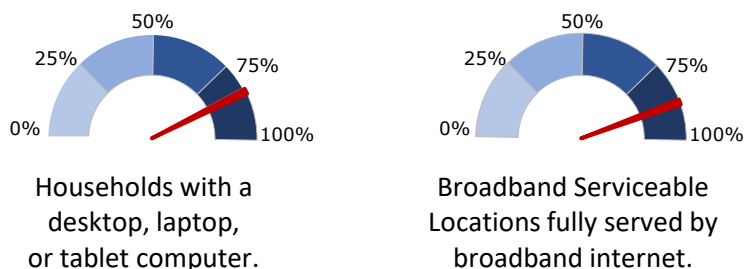
Economy & Taxes

Income & Jobs	County	NC	Rank ¹
Average Weekly Wage	\$950	\$1,215	28
Per Capita Income	\$48,950	\$56,173	42
Children in Poverty	15%	18%	15
May 2023 Unemployment	3.2%	3.4%	26
Employed residents whose job is within the county	48%	72%	78

Local Taxes	County	NC	Rank ¹
Property Tax Rate, FY23-24	0.6900	0.6257	61
Taxable property per capita in \$1,000s, FY 22-23	\$110.8	\$136.3	54
Property tax levy per capita	\$808	\$854	44
Sales tax rate (state + local)	6.75%	—	—



Broadband Access



To support counties in addressing North Carolinians' broadband needs, the NCACC released the Connecting Counties playbook, an online resource developed by the Connecting Counties Task Force under the leadership of NCACC President Tracey Johnson.

To access the playbook, use this QR code or visit <https://www.ncacc.org/connecting-counties>.

(1) A rank of 1 indicates the "best" or preferred value for each measure (i.e., the highest income, the lowest unemployment rate). For full notes, explanations of each indicator, and sources, or to download the Map Book or this fact sheet, visit www.ncacc.org/mapbook.