

# Beaufort County

## Highlights from the 2023 NCACC Map Book



### Demographics

2023 population	44,244
Population loss since 2013	(2,546)
Percentage decrease since 2013	-5%

2023 Population Facts	County	NC	Rank <sup>1</sup>
Median Age	46.3	39.8	20
Population Under 18	19%	21%	61
Population Age 65+	27%	18%	18
Veterans	7%	6%	30



### Health & Wellbeing

**34%**

of residents  
are covered  
by Medicaid.

**14%**

of residents under  
65 are uninsured.

**13%**

of households  
are food  
insecure.

**18**

residents died  
from reported  
overdose  
in 2021.

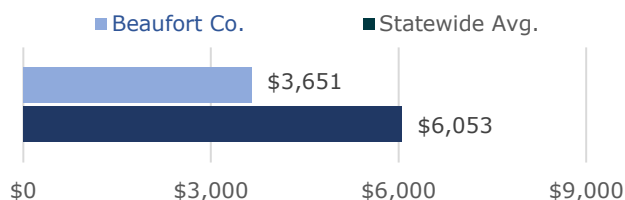
**422**

residents served in 2021  
via LME/MCO Opioid Use  
treatment programs  
(uninsured & Medicaid only).

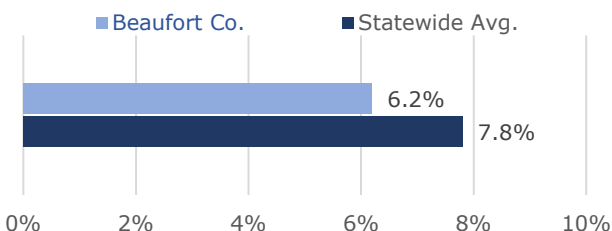


### Education

#### Average Teacher Salary Supplement, 2022-23



#### Share of Students in Charter Schools, 2021-22



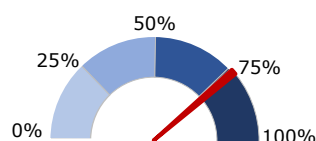
### Economy & Taxes

Income & Jobs	County	NC	Rank <sup>1</sup>
Average Weekly Wage	\$871	\$1,215	47
Per Capita Income	\$54,165	\$56,173	21
Children in Poverty	32%	18%	90
May 2023 Unemployment	4.0%	3.4%	77
Employed residents whose job is within the county	72%	72%	29

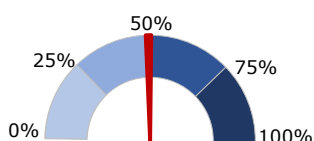
Local Taxes	County	NC	Rank <sup>1</sup>
Property Tax Rate, FY23-24	0.6250	0.6257	44
Taxable property per capita in \$1,000s, FY 22-23	\$141.7	\$136.3	33
Property tax levy per capita	\$886	\$854	31
Sales tax rate (state + local)	6.75%	—	—



### Broadband Access



Households with a  
desktop, laptop,  
or tablet computer.



Broadband Serviceable  
Locations fully served by  
broadband internet.



To support counties in addressing North Carolinians' broadband needs, the NCACC released the Connecting Counties playbook, an online resource developed by the Connecting Counties Task Force under the leadership of NCACC President Tracey Johnson.

To access the playbook, use this QR code or visit <https://www.ncacc.org/connecting-counties>.

(1) A rank of 1 indicates the "best" or preferred value for each measure (i.e., the highest income, the lowest unemployment rate). For full notes, explanations of each indicator, and sources, or to download the Map Book or this fact sheet, visit [www.ncacc.org/mapbook](http://www.ncacc.org/mapbook).